



# BoWex® Curved-tooth gear couplings®

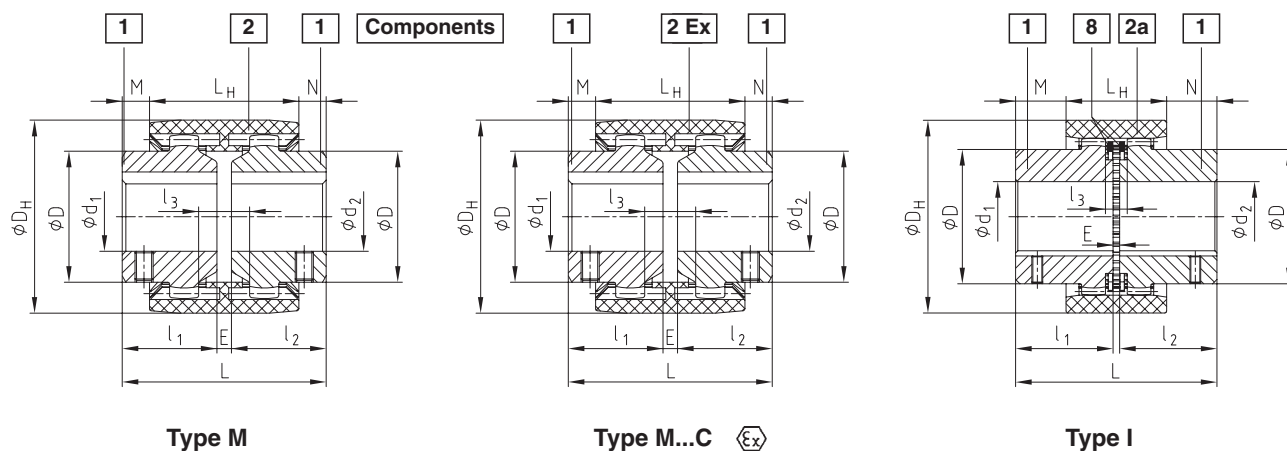



## Type M No. 003 / I No. 006 / M...C



- Double cardanic curved-tooth gear coupling
- For all applications in the range of general engineering and hydraulics
- Maintenance-free due to the material combination of nylon and steel
- Compensating for axial, radial and angular shaft misalignment
- Axial plug-in - easy assembly
- Available with finish bore to ISO H7 fit, keyway to DIN 6885 sheet 1 - JS9 as well as taper and inch bores
-  Type M...C with carbon fiber reinforced PA, low backlash, higher torques and approved according to EC Standard 94/9/EC (Explosion Certificate ATEX 95)
- For finish bores available from stock see KTR stock programme on page 71
- For performance data see page 70

BoWex  
BoWex-FLE-PA  
BoWexELASTIC



Size	Pilot bored 	Finish bore d1; d2	Dimensions [mm]											Weight with max. bore-Ø			Massmoment of inertia J with max. bore-Ø		
			Max.	l <sub>1;2</sub>	E	L	L <sub>H</sub>	M;N	l <sub>3</sub>	D	D <sub>H</sub>	Tip circle Ø D <sub>Z</sub> of hub	Lengthened l <sub>1;2</sub> max.	Sleeve (kg)	Hub (kg)	Total (kg)	Sleeve (kgcm <sup>2</sup> )	Hub (kgcm <sup>2</sup> )	Total (kgcm <sup>2</sup> )
M-14	M-14 C	-	15	23	4	50	37	6,5	10	25	40	33	40	0,03	0,07	0,1	0,08	0,09	0,26
M-19	M-19C	-	20	25	4	54	37	8,5	10	32	47	39	40	0,03	0,1	0,23	0,15	0,16	0,47
M-24	M-24C	-	24	26	4	56	41	7,5	14	36	53	45	50	0,04	0,14	0,32	0,21	0,36	0,93
M-28	M-28C	-	Finish bores see KTR stock programme	28	40	4	84	46	19	13	44	65	54	0,08	0,33	0,74	0,65	1,22	3,09
M-32	M-32C	-		32	40	4	84	48	18	13	50	75	63	0,09	0,43	0,95	1,14	2,17	5,48
M-38	M-38C	-		38	40	4	84	48	18	13	58	83	69	0,13	0,55	1,23	1,58	3,55	8,68
M-42		-		42	42	4	88	50	19	13	65	92	78	0,14	0,68	1,50	2,32	5,98	14,28
M-48	M-48C	-		48	50	4	104	50	27	13	68	95	78	0,23	0,79	1,81	3,90	7,22	18,34
M-65	M-65C	<sup>26</sup> 70 lg.	65	55	4	114	68	23	16	96	132	110	70	0,55	1,90	4,35	21,2	31,8	84,8
I-80		31	80	90	6	186	93	46,5	20	124	175	145	-	1,13	5,20	11,53	68,9	150,8	370,5
I-100		35	100	110	8	228	102	63	22	152	210	176	-	1,78	9,37	20,52	158,6	401,3	961,2
I-125		45	125	140	10	290	134	78	30	192	270	225	-	3,88	19,44	42,76	562,9	1362,3	3287,5

Order form:

BoWex® M-28	d <sub>1</sub> Ø 20	d <sub>2</sub> Ø 28
Size and type of coupling	Finish bore H7 keyway to DIN 6885 sheet 1 (JS9)	Finish bore H7 keyway to DIN 6885 sheet 1 (JS9)